



Phones

# INTRODUCING THE IMMANUEL LUTHERAN MOBILE-DEVICE APP "GOD WITH US"



Tablets

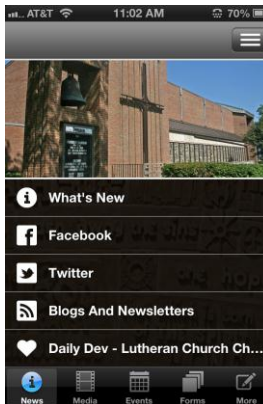
Immanuel literally means, "God With Us" and we want you to stay connected to us no matter where you are. With the "God With Us" smart-phone app, you're always just a few taps away from all of the great worship, music, news, ministries, school, events and fellowship that make Immanuel such a special place. Whether you are with us in-person, through our website or through this new mobile app, we hope and pray that you will be built-up and renewed by God's Word, Spirit and our prayers, worship, fellowship, ministries and music.

The "God With Us" app is available for both **Apple and Android** mobile devices. It is fully optimized for both smart phones and tablet devices, delivering fast, remote access to:

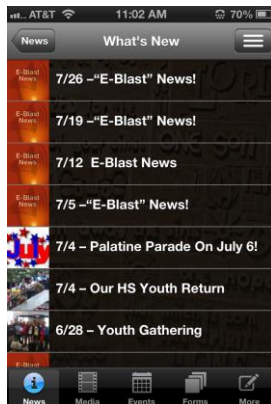
- Late-breaking news – Church & School
- Daily Devotionals – From LCC
- Blog postings – Including Pastor Tom's Blog
- Church Newsletters – *The Immanuel Messenger*
- Complete worship services and special events
- Social Media – Twitter & Facebook
- Calendar of events – With filtering
- On-Line forms & registrations
- PK-8<sup>th</sup> grade School-related information
- Time-critical "push notifications" and much more!

Here are a few *page examples that were captured from the Apple iPhone version of the app:*

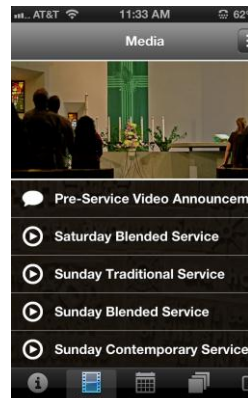
"News" Tab Menu



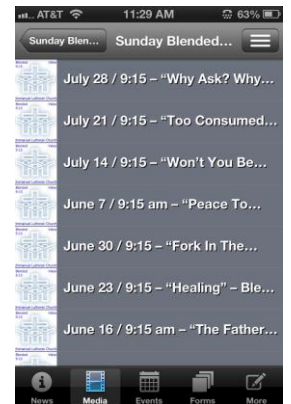
What's New Menu



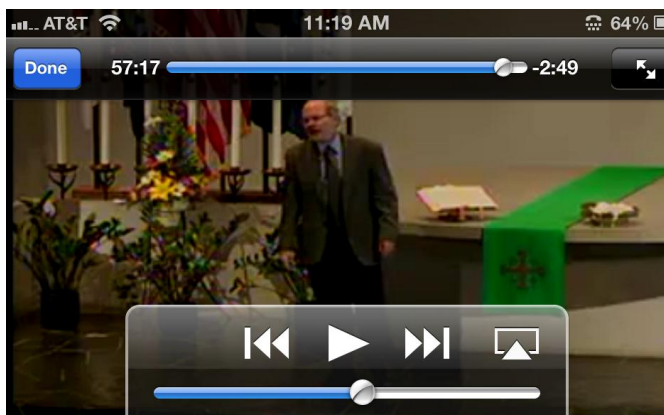
"Media" Tab Menu



"Blended" Worship Services



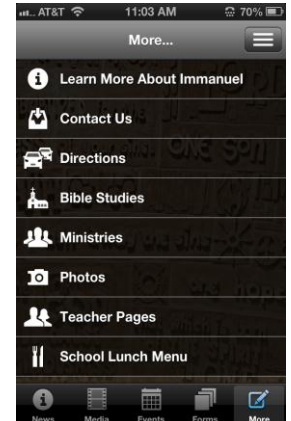
Worship Service Video Playing (With Controls Visible)



"Events" Calendar Menu



"More" Menu



See back for instructions on how to download the app onto your device from the Apple App Store or from Google Play!



# INSTALLATION & USER TIPS

## “God With Us” - Immanuel’s Mobile App

### For APPLE & ANDROID Mobile Devices



PHONES

TABLETS

#### WELCOME!



Immanuel’s web and A/V ministries welcome you to the “God With Us” app. We hope and pray that our new app helps you and your family to grow spiritually and become even better connected with all the great things that are happening at our church and school! This guide provides step-by-step directions on how to get our app installed on your mobile device and get you started using it.

#### HARDWARE AND DEVICE REQUIREMENTS:

The app is individually optimized for all phone and tablet devices on both Apple and Android based platforms. Portrait and landscape device orientations are supported and honored at all times.

“Apple-Based” Mobile Devices	For “Android-Based” Mobile Devices
<ul style="list-style-type: none"> <li>• iPhone</li> <li>• iPad</li> <li>• iPad Mini</li> <li>• iPod Touche</li> <li>• OS versions: All</li> </ul>	<ul style="list-style-type: none"> <li>• Phones</li> <li>• Tablets</li> <li>• OS Version R2.3.7 or higher (Gingerbread)</li> <li>• OS Version R4.0.04 or higher (Ice Cream Sandwich)</li> <li>• Jelly Bean R4.1.1 to R4.1.x (Jelly Bean)</li> <li>• Currently R4.2.x (Jelly Bean) is <u>NOT</u> supported... but keep trying as we expect this to change soon.</li> </ul>

#### INSTALLATION INSTRUCTIONS:

For “Apple-Based” Mobile Devices	For “Android-Based” Mobile Devices
<ul style="list-style-type: none"> <li>• Tap on the Apple’s “App Store” app to access the App Store</li> <li>• Tap on the “Search” tab, located at the bottom of the screen</li> <li>• Tap on the search field area, next to the small magnifying glass</li> <li>• Enter the search text, “god with us” and search for our app</li> <li>• When the store finds the “Immanuel – god with us” app, select it.</li> <li>• It will then show you our app</li> <li>• Select it and then tap on the download icon</li> <li>• Wait for the app to install.</li> <li>• To run the app, press “open” or run it from your newly downloaded “God With Us” app icon.</li> </ul> 	<ul style="list-style-type: none"> <li>• Tap on the “Google Play” app to access the App Store</li> <li>• Tap on the Magnifying Glass at the top of the screen</li> <li>• Tap on the search field.</li> <li>• Enter the search text, “immanuel palatine”</li> <li>• When the store finds the “Immanuel Palatine” app, select it.</li> <li>• Tap on the download icon</li> <li>• Wait for the app to install it</li> <li>• Press “open” or run the app or run it from your newly downloaded “God With Us” app icon!</li> </ul> 

#### USER SETTINGS – “Push Notifications”

The “God With Us” app fully supports “Push Notifications.” Push Notifications are those short messages that magically pop-up on your mobile device’s screen. Push notifications work even when your device is sleeping. They are frequently used to communicate important, time-critical messages. Immanuel promises to use them appropriately and sparingly, out of respect for your time. To make push notifications even more specific to your lifestyle and desires, our app supports “channels” of push notifications. This allows us to send notifications specifically to users who are interested in “Church,” “School” or “Youth” notifications, in any combination, or none at all. Use the app’s Settings options, to globally enable/disable push notifications and to individually enable/disable the specific channels to meet your needs.

#### A FEW USER TIPS:

- Internet access (3G, LTE or Wi-Fi) is required for our app to operate. Faster is well... faster; especially when starting videos.
- The first-time run of the app will have slower-than normal page load times, as it learns about all of our graphics. Please be patient.
- As you select items in the menus, you are “navigating downward” to pages of content. It is often helpful to simply back-up and return upward into the menu structure. You can always do this by simply tapping on the back icon or key.
- You can also select a new main-level Tab (News, Media, Events, Forms and More) to go directly to those areas of interest.
- When you jump from tab-to-tab, the app always remembers where you were within each tabbed section. So if you return to a tab where you had navigated downward into the menu structure, then when you come back to this tab you will be returned to the level where you were when you tabbed out of it. That can be a bit disorienting at first, as it places you somewhere other than the normal top level of the section. To get back to the top, just backup in the menu structure.
- When running the app on a tablet, the menus contain exactly the same selections and options as the Phone version, but the menus are presented graphically, rather than in text. The phone and the tablet versions of the app are content and feature equivalent.
- Please note that the app’s content is updated very frequently. This occurs transparently. If we make a significant change in structure, the app will mention that there has been an “Update” when the app boots. Updating of our app does not require a normal Apple “update cycle” through the App or Google Play stores. All four weekend worship services are typically available for viewing by Sunday evening!
- The official “User Guide,” may be found at the following web address: <http://www.ilcp.ws/backpack/GodWithUsUser.pdf>